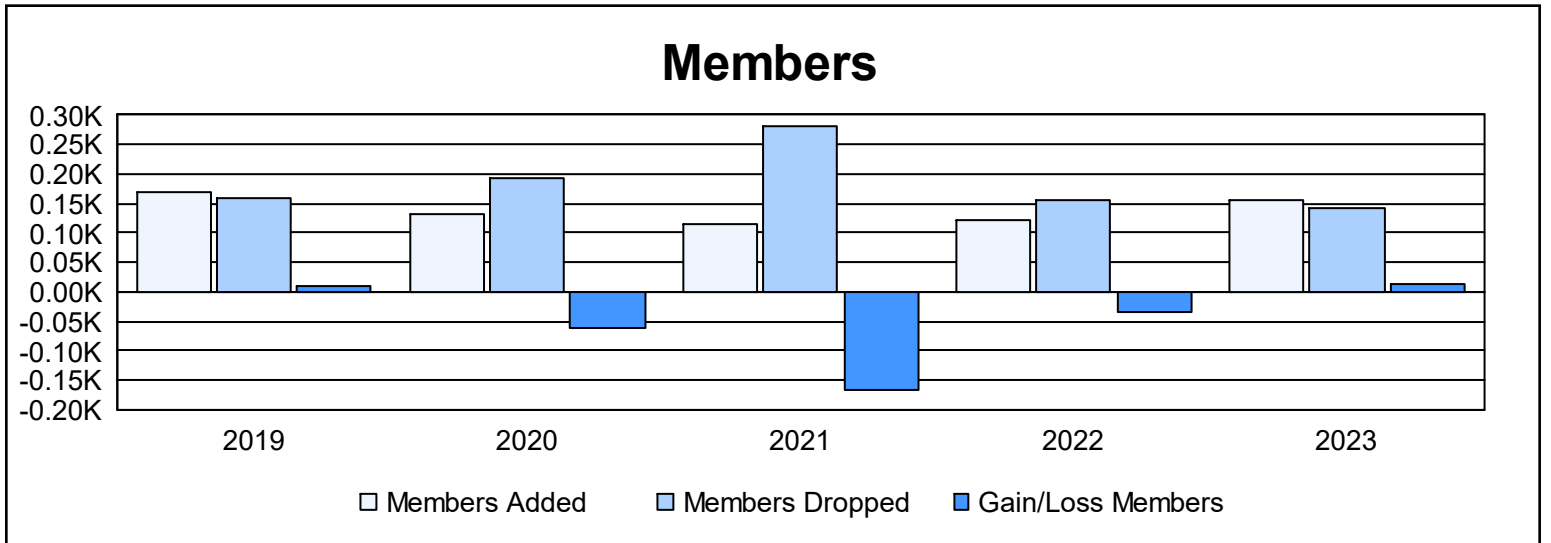
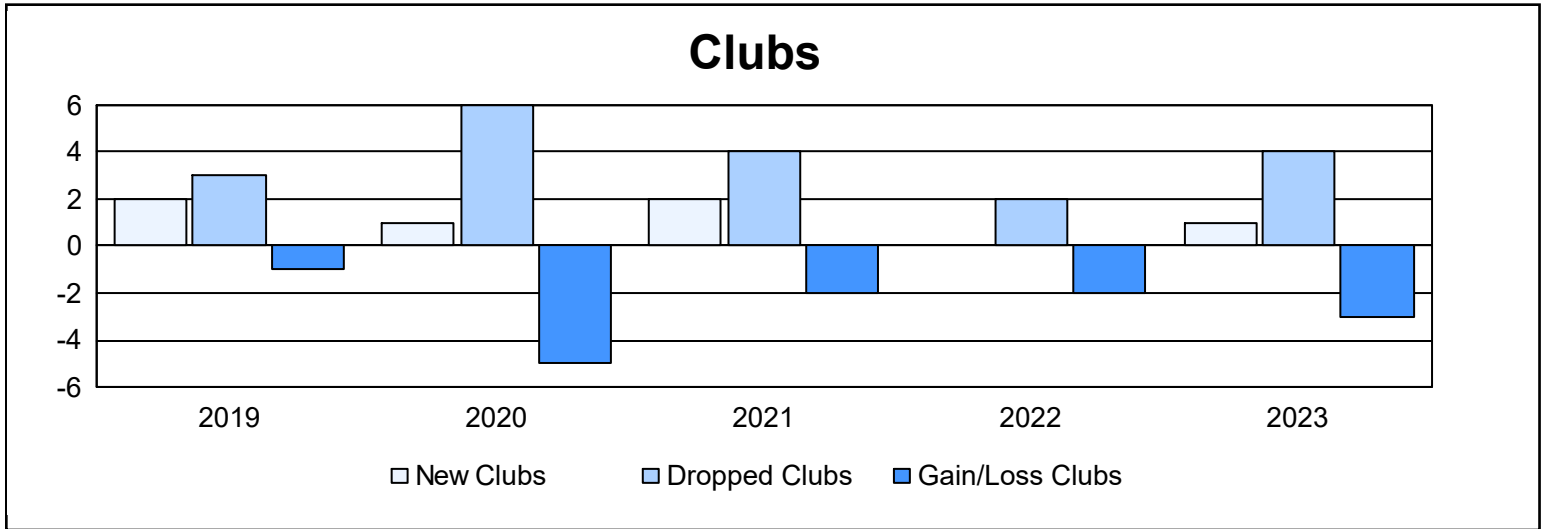
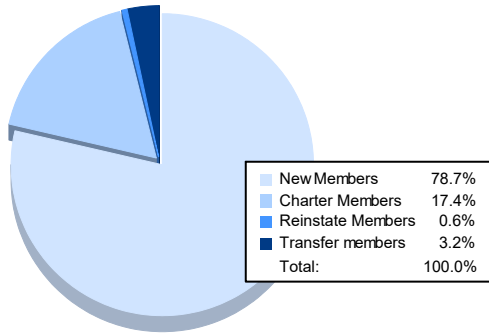


Year	New Clubs	Dropped Clubs	Gain/ Loss Clubs	New Members	Charter Members	Reinstate Members	Transfer Members	Total Member Added	Total Members Dropped	Gain/ Loss Members
2018-2019	2	3	-1	100	54	10	4	168	158	10
2019-2020	1	6	-5	89	25	16	3	133	193	-60
2020-2021	2	4	-2	41	51	11	12	115	281	-166
2021-2022	0	2	-2	72	15	32	3	122	155	-33
2022-2023	1	4	-3	122	27	1	5	155	141	14
<b>Average</b>	<b>1</b>	<b>4</b>	<b>-3</b>	<b>85</b>	<b>34</b>	<b>14</b>	<b>5</b>	<b>139</b>	<b>186</b>	<b>-47</b>



### Membership Composition June 2023 Cumulative



### Gender Composition June 2023 Cumulative

